

District 22 Performance Report Trends

Member Payments (% of Minimum Goal)

Year	Jul	Aug	Sep	Oct	Nov	Dec	Jan	Feb	Mar	Apr	May	Jun	Year Total	Goal	Members Per Club	PerCent Growth
2021-22	2	7	35	42	44	44	45	51	76					2576		
2020-21	1	5	29	34	35	35	36	44	64	67	69	71	2527	3561	13.0	-27.4%
2019-20	2	6	32	44	46	47	49	55	70	84	86	88	3481	3945	16.7	-10.3%
2018-19	3	5	31	41	43	44	48	52	78	85	88	91	3879	4282	17.2	-7.1%
2017-18	3	7	34	43	46	47	49	55	85	92	95	97	4177	4317	18.2	0.2%
2016-17		5	33	40	42	42	44	47	74	81	84	86	4169	4824	18.3	-10.7%
2015-16	4	7	32	44	47	49	51	56	84	94	97	101	4667	4625	19.6	
4 Yr Ave	2	6	32	40	42	43	45	51	72	79	81	83			15.6	-14.9%
Ave.	3	6	32	41	43	44	46	51	76	84	87	89			17.2	-11.1%

Number of Paid Clubs

Year	July 1 base	Oct	Nov	Dec	Jan	Feb	Mar	Apr	May	Jun	Goal	Suspended	Chartered
2021-22	85	74	75	77	78	80	81				87	12 (to-date)	0 (to-date)
2020-21	94	78	82	83	85	86	88	73	76	81	96	10	3
2019-20	103	96	99	100	100	101	102	78	84	89	105	7	4
2018-19	111	100	103	104	105	106	106	94	100	102	113	12	4
2017-18	111	102	107	108	110	111	112	99	105	107	117	6	4
2016-17	118	99	101	101	104	106	94	96	103	110	123	11	6
2015-16	113	100	105	110	111	114	116	99	107	117	117	2	7
Ave.		93	96	98	99	101	100	90	96	101	108	8	5

Distinguished

New Members (Total for the Year - non Charter Members)

Year	Jul	Aug	Sep	Oct	Nov	Dec	Jan	Feb	Mar	Apr	May	Jun	Club Ave.	PerCent Growth
2021-22	20	45	75	142	175	192	210	237	256					
2020-21	22	41	62	125	142	156	177	196	225	286	317	373	3.8	-40.9%
2019-20	44	110	163	276	317	353	399	472	514	566	593	631	6.1	-16.6%
2018-19	49	93	132	265	305	343	414	468	502	625	691	757	6.7	-16.2%
2017-18	52	144	181	320	376	411	486	561	616	760	834	903	7.9	11.6%
2016-17		99	151	283	320	352	405	466	526	637	695	809	7.1	-15.2%
2015-16	102	163	201	335	400	440	502	591	653	766	843	954	8.0	
4 Yr Ave	34	72	108	202	235	261	300	343	374	492	534	587	5.5	-24.6%
Ave.	48	99	138	249	291	321	370	427	470	607	662	738	6.6	-15.5%

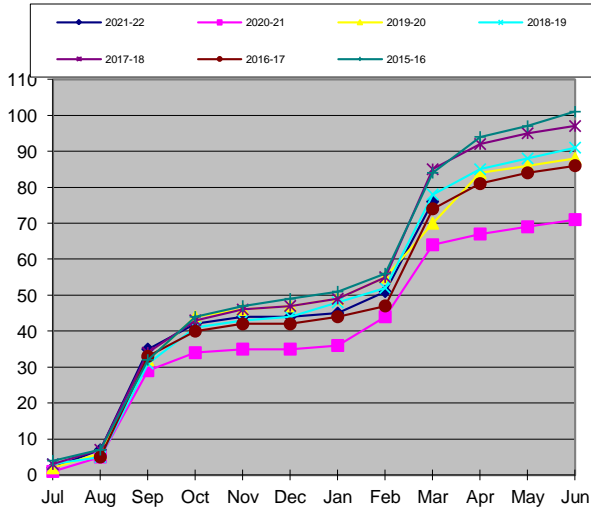
Distinguished Clubs

Year	% of clubs with 5 or more goals									% of base clubs that earn Distinguished			Distinguished Clubs		PerCent Growth
	Jul	Aug	Sep	Oct	Nov	Dec	Jan	Feb	Mar	Apr	May	Jun	Goal	Actual	
2021-22	0.0	0.0	0.0	0.0	3.5	8.2	15.3	18.8	22.4				34		
2020-21	0.0	1.0	1.0	2.9	8.7	10.6	13.5	19.0	24.8	7.5	10.8	14.9	38	14	-39.1%
2019-20	0.0	0.0	3.7	9.3	13.8	19.3	28.4	31.2	34.5	13.6	15.5	22.3	42	23	-32.4%
2018-19	0.0	0.9	0.9	3.5	8.6	16.4	24.1	30.2	36.2	17.1	21.6	30.6	45	34	6.3%
2017-18	0.0	0.0	4.3	10.3	12.0	15.4	24.8	31.4	37.3	17.7	20.4	28.3	46	32	-20.0%
2016-17		1.7	5.0	11.5	11.5	15.6	21.1	28.5	35.0	17.6	21.0	33.6	48	40	-9.1%
2015-16	0.9	0.9	3.5	8.7	12.2	19.0	30.0	40.2	43.2	21.2	25.7	38.9	46	44	
4 Yr Ave	0.0	0.5	1.4	3.9	8.7	13.6	20.3	24.8	29.5	12.7	16.0	22.6		24	-21.7%
Ave.	0.2	0.6	2.6	6.6	10.0	14.9	22.5	28.5	33.3	15.8	19.2	28.1		31	-18.9%

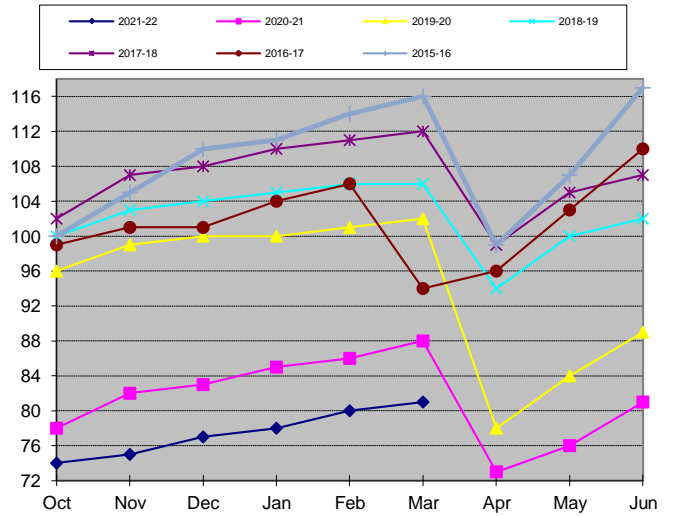
Distinguished Clubs

Year	Average # of DCP Goals Achieved												Club Ave.	PerCent Growth	
	Jul	Aug	Sep	Oct	Nov	Dec	Jan	Feb	Mar	Apr	May	Jun			
2021-22	0.1	0.3	0.9	1.3	1.5	1.9	2.5	2.7	2.9						
2020-21	0.2	0.4	1.1	1.2	1.6	1.9	2.2	2.5	2.8	3.0	3.2	3.6	3.6		-25.0%
2019-20	0.2	0.7	1.5	1.9	2.2	2.5	3.0	3.3	3.5	4.1	4.3	4.8	4.8		0.0%
2018-19	0.2	0.4	1.2	1.5	1.9	2.4	3.0	3.4	3.7	4.3	4.4	4.8	4.8		-2.0%
2017-18	0.3	0.6	1.5	2.0	2.2	2.4	3.2	3.5	3.8	4.2	4.5	4.9	4.9		0.0%
2016-17		0.7	1.6	2.0	2.1	2.4	3.0	3.3	3.8	4.1	4.3	4.9	4.9		-3.9%
2015-16	0.3	0.7	1.5	2.0	2.3	2.6	3.1	3.8	4.1	4.4	4.8	5.1	5.1		
4 Yr Ave	0.2	0.5	1.2	1.5	1.8	2.2	2.7	3.0	3.2	3.8	4.0	4.4	4.4		-9.0%
Ave.	0.2	0.5	1.3	1.7	2.0	2.3	2.9	3.2	3.5	4.0	4.3	4.7	4.7		-6.2%

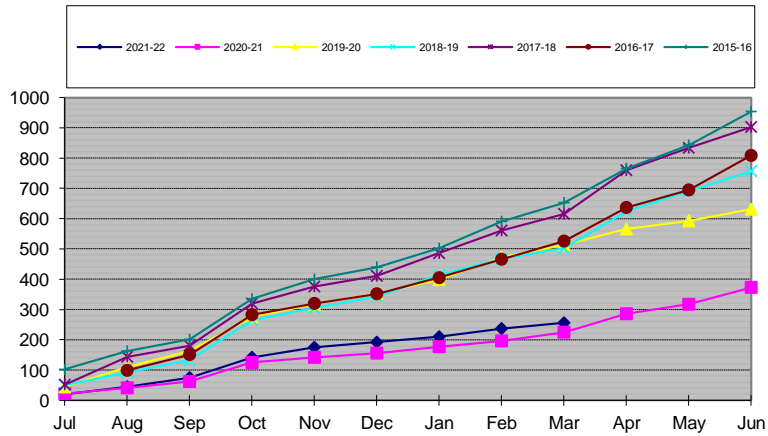
Member Payments (% of Minimum Goal)



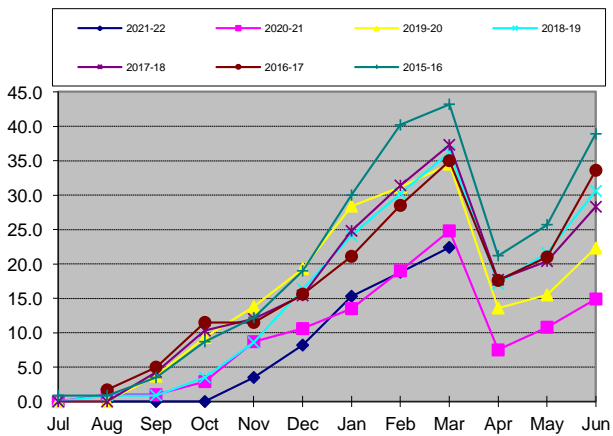
Number of Paid Clubs



New Members (Non Charter)



% of Distinguished Clubs



Average # of DCP Goals Achieved

