

District 106 Performance Report Trends (based on D6 trends for prior years)

Member Payments (% of Minimum Goal)

Year	Jul	Aug	Sep	Oct	Nov	Dec	Jan	Feb	Mar	Apr	May	Jun	Year Total	Goal	Members Per Club	PerCent Growth
2021-22	2	5	31	40	41	42	43	50	76					3339		
2020-21	1	4	27	35	37	38	39	46	68	74	76	78	3280	4202	12.4	-20.3%
2019-20	2	5	33	43	45	46	47	53	66	80	84	86	4113	4804	15.2	-12.7%
2018-19	1	4	30	39	42	43	46	50	75	85	87	90	4712	5256	16.8	-56.2%
2017-18	1	4	33	42	44	45	47	52	80	90	92	97	10769	11164	17.7	-0.4%
2016-17	1	3	34	41	43	45	46	48	79	86	88	92	10810	11773	17.8	-5.2%
2015-16	2	4	35	43	46	47	49	52	82	91	94	101	11398	11319	18.8	
4 Yr Ave	2	5	30	39	41	42	44	50	71	80	82	85			14.8	-29.7%
Ave.	1	4	32	40	43	44	45	50	75	84	87	91			16.5	-18.9%

Number of Paid Clubs

Year	July 1 base	Oct	Nov	Dec	Jan	Feb	Mar	Apr	May	Jun	Goal	Suspended 22 (to-date)	Chartered 0 (to-date)
2021-22	110	92	96	96	96	98	105				112		
2020-21	127	101	101	105	105	108	111	101	102	105	129	8	5
2019-20	138	128	130	131	132	133	132	105	116	119	142	10	2
2018-19	148	128	132	134	137	139	141	127	130	133	151	10	3
2017-18	294	272	279	280	286	288	295	283	287	300	303	15	16
2016-17	299	281	285	286	288	295	298	276	282	293	308	10	10
2015-16	289	272	273	276	278	279	287	271	281	299	298	8	19
Ave.		182	185	187	189	191	196	194	200	208	206	10	9

New Members (Total for the Year - non Charter Members)

Year	Jul	Aug	Sep	Oct	Nov	Dec	Jan	Feb	Mar	Apr	May	Jun	Club Ave.	PerCent Growth
2021-22	20	34	51	101	122	132	157	211	252					
2020-21	17	44	56	114	140	171	207	251	277	358	398	459	3.5	-32.5%
2019-20	51	85	118	270	310	350	391	457	486	574	610	680	5.0	-19.1%
2018-19	15	81	112	239	287	319	385	452	509	681	742	841	6.0	-60.0%
2017-18	106	213	293	604	752	821	986	1134	1247	1606	1786	2102	6.9	9.6%
2016-17	125	197	294	557	649	729	894	1044	1169	1489	1654	1918	6.3	-16.7%
2015-16	123	269	365	650	796	893	1048	1210	1355	1684	1871	2302	7.6	
4 Yr Ave	26	61	84	181	215	243	285	343	381	538	583	660	4.8	-37.2%
Ave.	65	132	184	362	437	488	581	680	756	1065	1177	1384	5.9	-23.7%

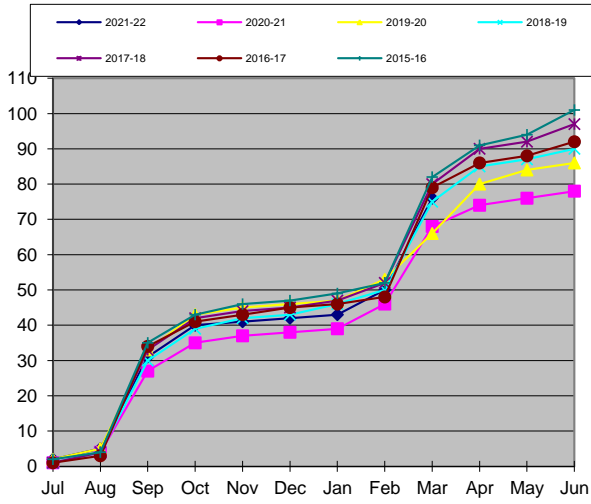
Distinguished Clubs

Year	% of clubs with 5 or more goals									% of base clubs that earn Distinguished			Distinguished Clubs Goal	Distinguished Clubs Actual	PerCent Growth
	Jul	Aug	Sep	Oct	Nov	Dec	Jan	Feb	Mar	Apr	May	Jun			
2021-22	0.0	0.0	0.8	1.8	8.3	10.1	14.7	22.0	24.5				44		
2020-21	0.0	0.7	1.5	3.7	6.6	11.7	15.3	21.0	23.9	4.7	7.9	17.3	51	22	-33.3%
2019-20	0.0	1.4	4.9	7.7	12.6	14.7	20.3	30.1	32.9	9.4	13.0	23.7	56	33	-29.8%
2018-19	0.0	0.0	0.0	3.4	5.4	6.8	11.4	14.0	19.3	13.5	16.2	31.8	60	47	-60.2%
2017-18	0.0	0.0	2.0	4.2	6.5	8.8	17.2	27.0	34.6	14.0	20.4	40.1	118	118	-9.2%
2016-17		0.3	2.3	4.9	6.9	11.8	19.5	32.6	38.3	17.4	24.8	43.5	120	130	-16.7%
2015-16	0.0	0.3	2.4	5.1	8.1	12.8	19.9	32.3	41.5	19.4	26.6	54.0	116	156	
4 Yr Ave	0.0	0.5	1.8	4.2	8.2	10.8	15.4	21.8	25.2	9.2	12.4	24.3		34	-41.1%
Ave.	0.0	0.4	2.0	4.4	7.8	11.0	16.9	25.6	30.7	13.1	18.2	35.1		84	-29.8%

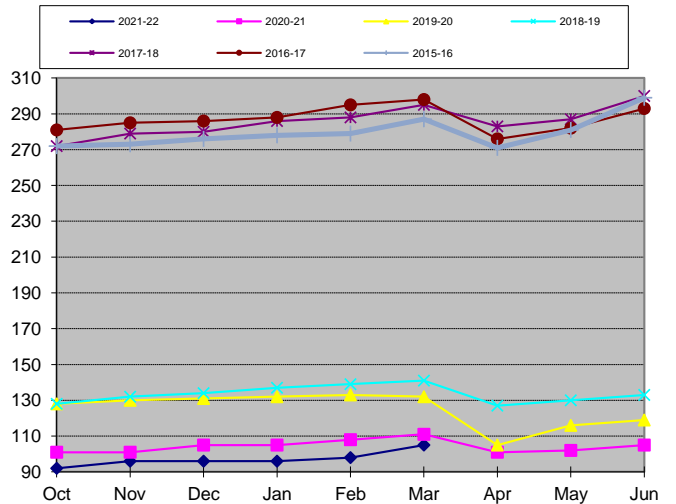
Distinguished Clubs

Year	Jul	Aug	Sep	Oct	Nov	Dec	Jan	Feb	Mar	Apr	May	Jun	Club Ave.	PerCent Growth
2021-22	0.1	0.3	1.0	1.3	1.6	1.8	2.1	2.5	2.9					
2020-21	0.1	0.3	1.0	1.2	1.3	1.6	2.1	2.5	2.8	3.1	3.3	3.6	3.6	-28.0%
2019-20	0.3	0.6	1.4	1.8	1.9	2.1	2.5	3.2	3.5	4.0	4.3	5.0	5.0	16.3%
2018-19	0.2	0.4	1.1	1.3	1.5	1.7	2.2	2.5	2.8	3.2	3.7	4.3	4.3	-17.3%
2017-18	0.3	0.6	1.5	1.8	1.9	2.1	2.7	3.3	3.6	4.2	4.5	5.2	5.2	-1.9%
2016-17		0.5	1.5	1.8	2.0	2.2	2.8	3.4	3.8	4.2	4.6	5.3	5.3	-5.4%
2015-16	0.3	0.6	1.6	1.9	2.2	2.4	2.8	3.6	4.0	4.3	4.8	5.6	5.6	
4 Yr Ave	0.2	0.4	1.1	1.4	1.6	1.8	2.2	2.7	3.0	3.4	3.8	4.3	4.3	-9.7%
Ave.	0.2	0.5	1.3	1.6	1.8	2.0	2.5	3.0	3.3	3.8	4.2	4.8	4.8	-7.3%

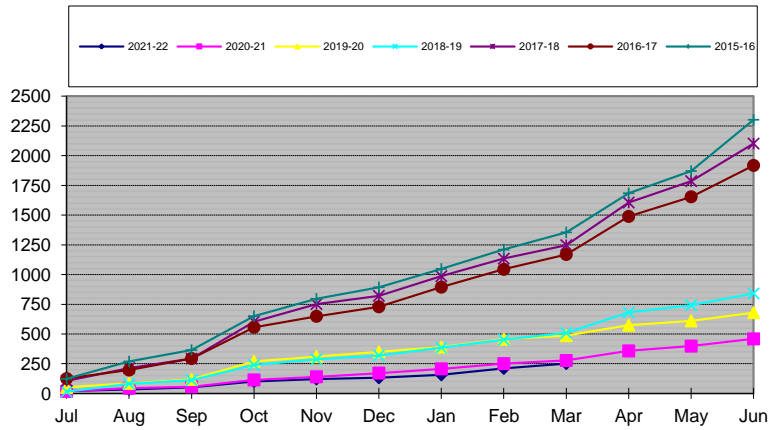
Member Payments (% of Minimum Goal)



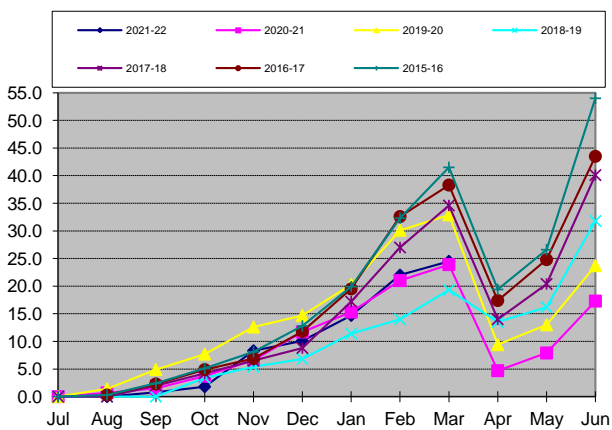
Number of Paid Clubs



New Members (Non Charter)



% of Distinguished Clubs



Average # of DCP Goals Achieved

